

Activité orale

Travail de groupe : Qui est-ce ?

Work in groups of four to six.

Each member of the group brings a photo or draws a sketch of a person (or two sketches/photos if the group is small). Give each photo or sketch a number. Make sure that each photo or sketch has clear eye colour, hairstyle, face and body characteristics and clothing.

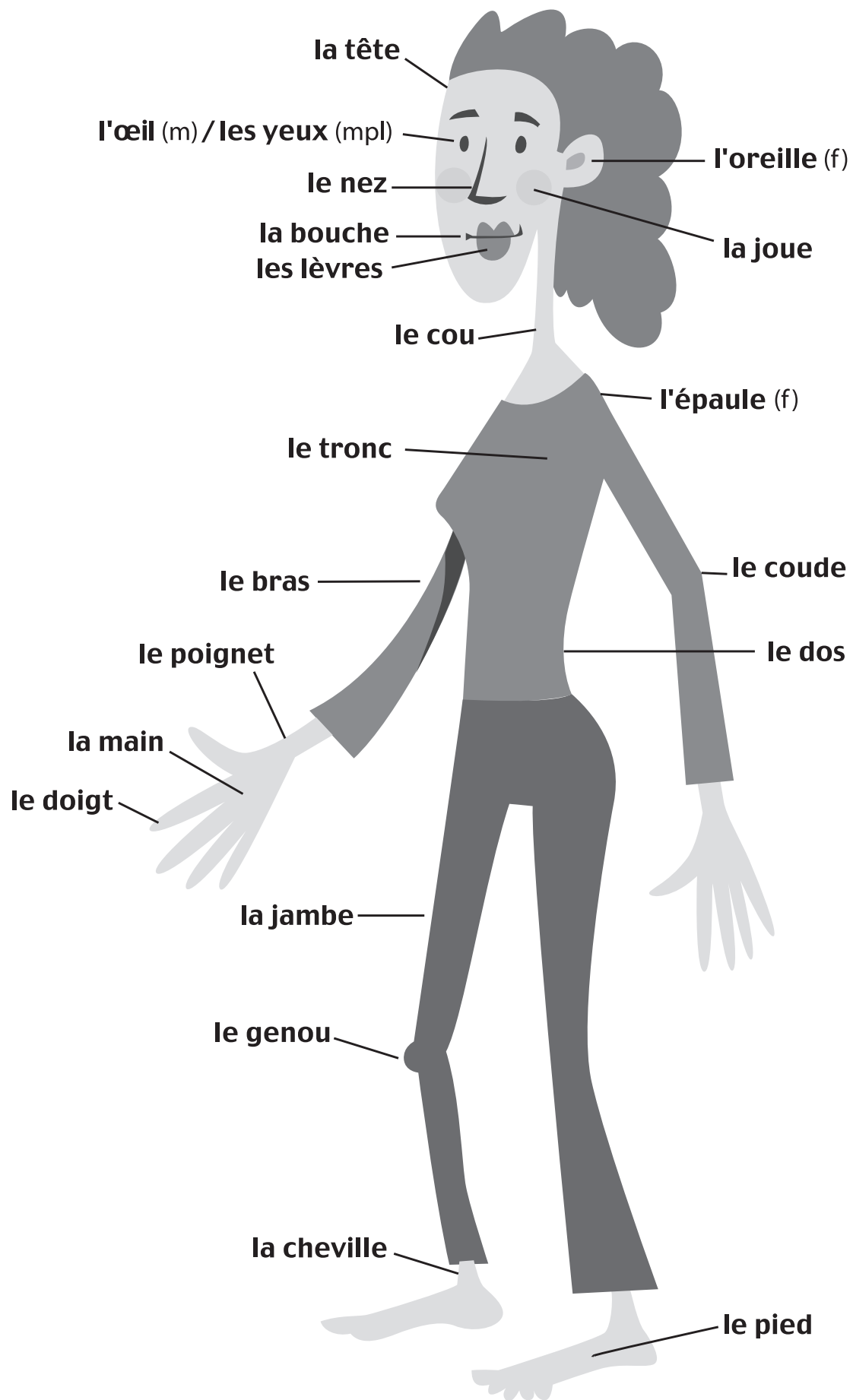
Take turns to describe one of the numbered characters. The other students have to guess which of the characters is being described.

Note: Refer to documents A and B.

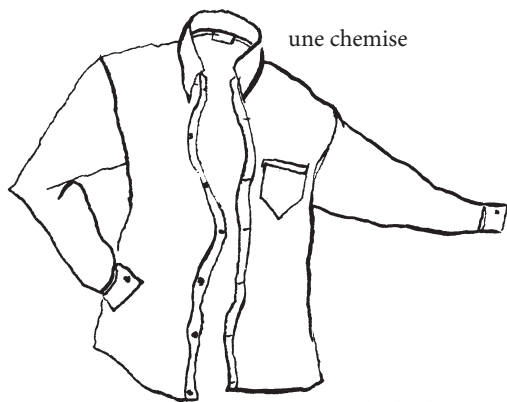
Use this space for your notes.

.....
.....
.....
.....
.....
.....
.....
.....
.....
.....
.....
.....
.....
.....
.....
.....
.....
.....
.....
.....
.....
.....
.....
.....
.....
.....
.....
.....
.....
.....
.....
.....
.....
.....
.....
.....
.....
.....
.....
.....

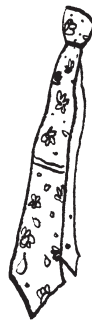
Document A – Le corps humain



Document B – Les vêtements



une chemise



une cravate

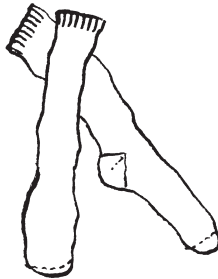
des claquettes (f)/
des thongs (m)



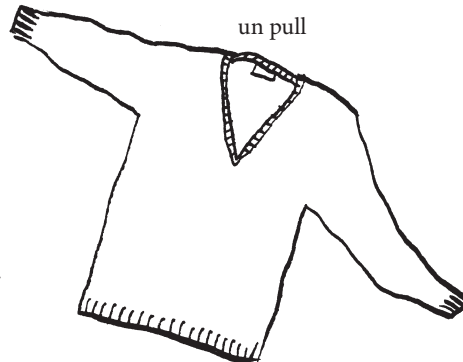
des baskets (m)



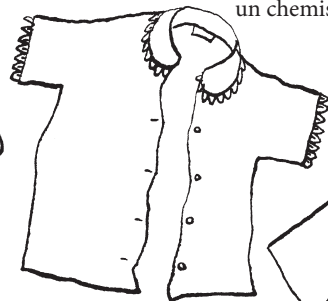
des chaussettes (f)



un pull



un chemisier



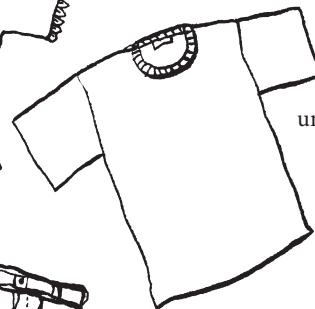
des lunettes (f)



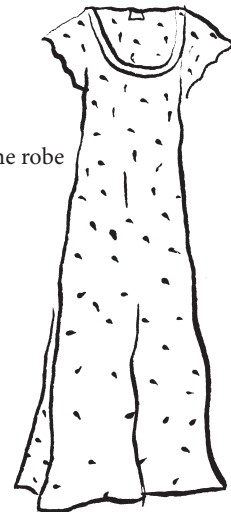
une jupe



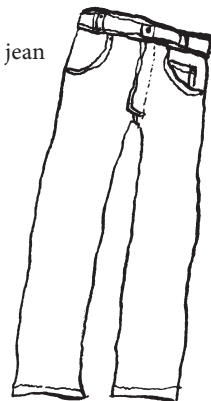
un tee-shirt



une robe




un jean



un short




un maillot de bain



des bottes (f)



un chapeau



un pantalon



des chaussures (f)

